

M7 Oil Catch Can (OCC) Install Guide



M7 R53 Oil Catch Can

- 1 Can. Finish: Silver Black
- 6 Foot Hose
- 2 3/8inch-1/2inch Adapter
- 1 T-Fitting
- 1 Rubber End Cap
- 2 Metal 20mm-25mm Adapter
- 4 Hose Clamps
- 1 Clear Hose
- 1 Bracket
- 2 M6 Nuts/ Bolts
- 4 Washers
- 2 Short Screws for Bracket
- 2 L-Tubes
- 1 Metal Plug




Begin by assembling the M7 Oil Catch Can. Use a 19mm or adjustable wrench to attach the 2 port tubes onto the top of the OCC.



With a 10mm or adjustable wrench, attach the two sight-tube elbows to the body of the OCC.

Use a 12mm or adjustable wrench to attach the drain plug to the bottom of the OCC.

Cut the clear tube to a length of about 2 inches. Insert one end of the tube into the top elbow as shown. Then simultaneously turn the tube and the bottom elbow so that they meet up and the tube can be easily connected to the bottom elbow. Fitment can be adjusted by moving the tube while pulling the lock ring on the end of either elbow.




Be sure that the tube is locked in by both elbows so that there are no leaks.

Remove the intercooler from your car. Remove the T30 Torx bolts holding down the intercooler diverter. Remove the T30 bolts on the intercooler boot clamps. Pull the intercooler out of place; be careful that none of the bolts or clamps fall into the engine bay.

The M7 Oil Catch Can is best mounted on the plastic partition directly behind the engine and above the exhaust heat shield (see junction #1 in the picture below). Holes will have to be drilled for the M6 bolts/ nuts used for attaching the bracket to the car.

Please note that the hose is not cut into individual pieces. It is up to the installer to decide how much or how little hose is needed to get to each junction. Please refer to the install diagram as well as the following picture to plan your plumbing route.



If anything seems unclear, please don't hesitate to call our office Monday – Friday, 9am—6pm PST. Or e-mail us techsupport@m7tuning.com.

Enjoy the Ride,

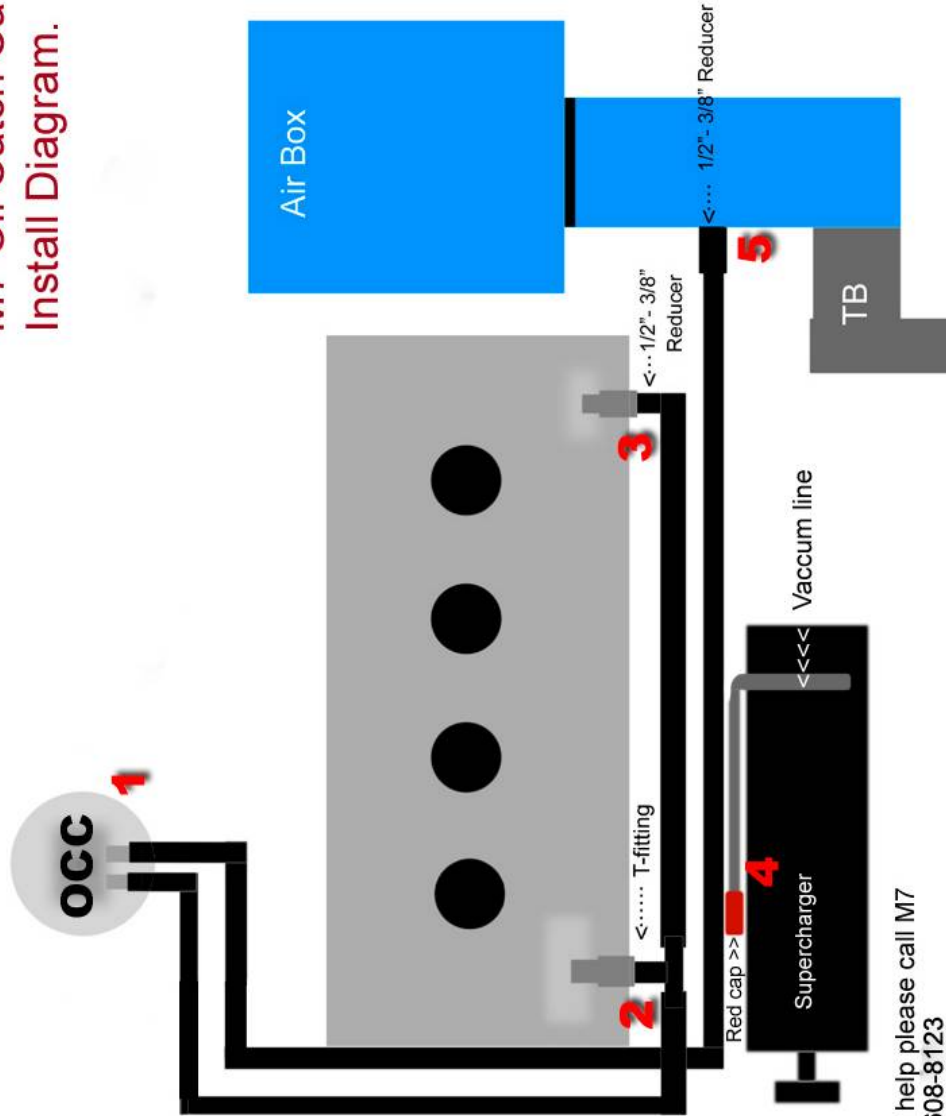
Team M7



M7 Tuning
MINI Performance Art

6233 Elsa Street
Lakewood, CA
90713 USA
Ph: 562-608-8123
Fax: 562-608-8135

**M7 Oil Catch Can
Install Diagram.**



For tech help please call M7
at 562-608-8123

Copyright 2004 M7 speed Inc. ©